

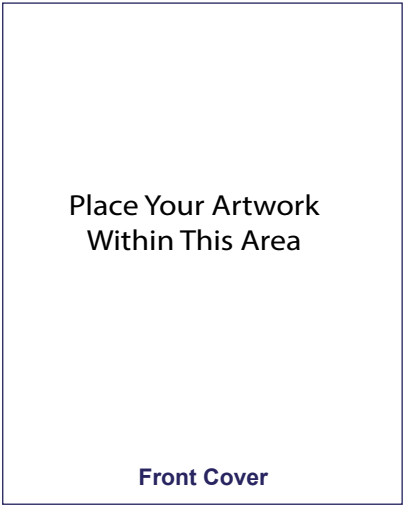
# FC PORTFOLIOS

## Leather Ring Binder Laser Etching Instructions

### Artwork Quality Requirement

- Your artwork **must be** a **vector** (e.g. .eps, .ai, .pdf, .svg) image, please make sure of the following:
- All text is converted to outlines to ensure that it is displayed correctly when printed.
  - Save as **CMYK**, **NOT** RGB.

### Artwork placement instructions

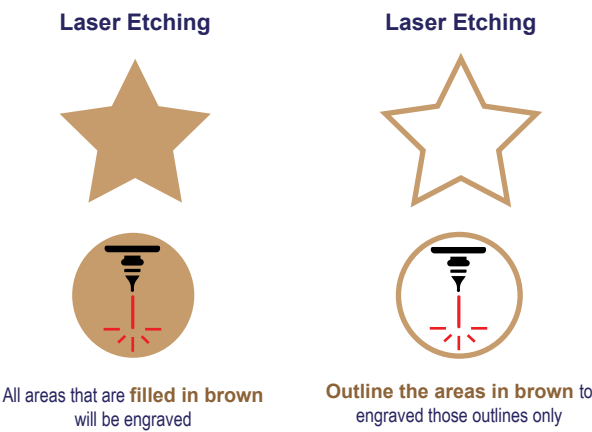


Edge of binder cover 


#### Notes

- Your artwork must be vectorised and fonts must be outlined.
- Laser etching and cutting works best with fine, detailed designs.

### Laser Etching Instructions



Below is a demonstration of above guidelines on dark tan leather



Filled in

Outlined